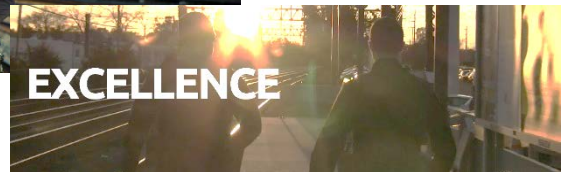



Monthly Report –September 2022

FAIRFIELD POLICE DEPARTMENT



Chief Robert Kalamaras

Fairfield Police Department

www.fpdct.com



Section 1: Bureau / Division Reports

Field Services Bureau / Noteworthy Police Work / Community Events

Retirements/Resignations/promotions

Assignments

Bureau Reports

Section 2: Statistical Activity Summary

Calls for Service Totals

Motor Vehicle Activity

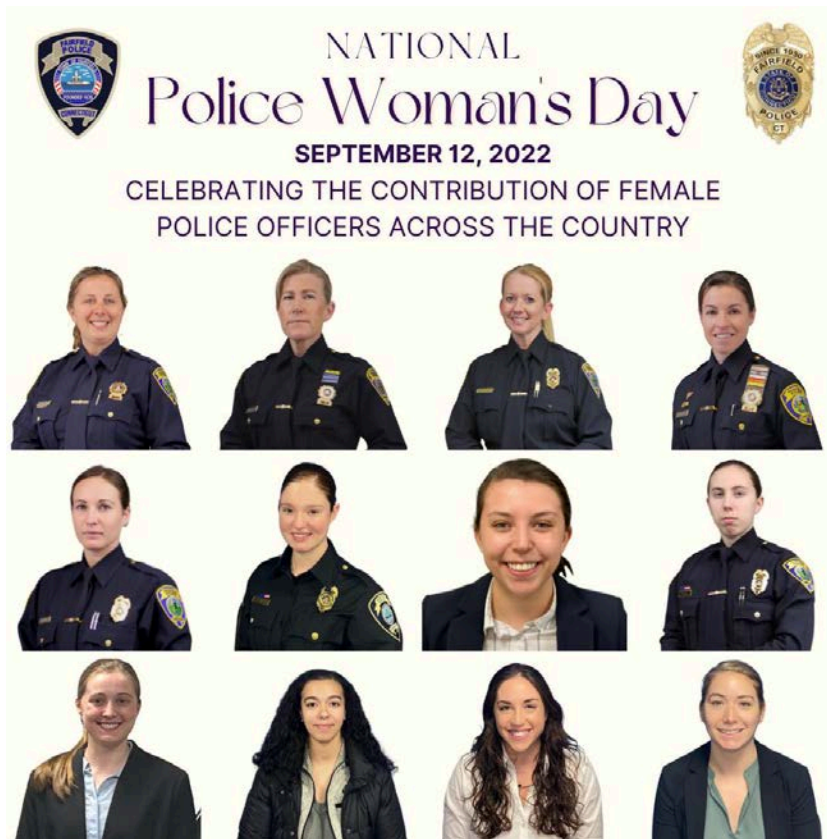
Criminal Arrest Summary

Calls for Service Breakdown Report

Parking Ticket Summary

Statistical Activity Summary

Field Services Bureau / Noteworthy Work / Community Events



NATIONAL POLICE WOMAN'S DAY - September 12, 2022:

National Police Woman Day is celebrated each year on September 12th. The day acknowledges and celebrates the contribution of female police officers who enforce law and order around the country. Today only roughly 10% of the police force in the United States is made up of women. National Police Woman Day hopes to encourage more women to join the service. Along with expressing gratitude to these officers, the day also hopes for a future where law enforcement bodies will have stronger female representation.

The Fairfield Police Department recognizes the many female officers who serve Fairfield each day

Sergeant Nicole Gerosa, Detective Belinda Papageorge, Detective Beth Leetch, Detective Lisa Burbige, Officer Tiffanie Bennett, Officer Jenna Racz, Officer Felicia Salgado, Officer Cassandra Drogan, Officer Mia Barrow, Officer Bridget Melsenti, Officer Tiffany Robledo, Officer Sara Ball



Congratulation to Captain Antonio Granata on his successful completion and gradation from the FBI National Academy on September 13th! Captain Granata graduated as part of the National Academy's 283rd Class.

The FBI National Academy is a program of the FBI Academy for active law enforcement personnel across the globe who seek to enhance their credentials in the field and to raise law enforcement standards, knowledge and cooperation worldwide. The FBI National Academy is a 10-week residential program held in Quantico, Virginia.

File 22-33788 2027hrs Officer Falbo

On Wednesday September 21, 2022 a Fairfield Police patrol officer conducted a motor vehicle stop of a 2019 Black Dodge Charger on Carthage Street in Fairfield for motor vehicle violations.

A subsequent investigation revealed that the operator of the vehicle, **Edgar Sanchez III (DOB 05/21/2002)** of Bridgeport was in possession of a loaded un-serialized firearm, commonly referred to as a “ghost gun”. Furthermore, Sanchez was also found to be in possession of several grams of a substance testing positive for Ecstasy.

Sanchez was charged with:

- *Carrying a Pistol without a Permit*
- *Weapons in a Motor Vehicle*
- *Possession of a Controlled Substance*
- *Sale of Narcotics*
- *And several motor vehicle charges*



Sanchez was released from custody after posting a \$30,000 bond and is scheduled to appear in Bridgeport Superior Court on Friday September 30, 2022.



On September 26th Chief Kalamaras and Deputy Chief Broderick accepted a check for over \$20,000 from Moneco Advisors, to The Fairfield Police Foundation Ct. These were proceeds from this year’ Fairfield Police Sunset 5K held at Penfield Beach on July 20th !!! Thank you to Eric Johnson and the team at Moneco Advisors for their support and sponsorship!



On September 28, 2022, Lieutenant Michael Paris was recognized by the Police Commissioners Association of Connecticut at its annual Distinguished Chiefs & Meritorious Service Awards Dinner.

Throughout Lieutenant Paris' 20 years of service to the Town of Fairfield, he has maintained the remarkable ability to connect with residents. Lieutenant Paris has served as a Telecommunicator, Patrol Officer, Honor Guard Officer, Crash Investigator, Traffic Enforcement Officer, Hostage Negotiator, Grant Writer, Field Training Officer, Union President, Investigator and FBI Task Force Officer. He has demonstrated a solution-driven mindset, contagious optimism, professionalism and technical expertise, making him a leading example in the law enforcement community.



Congratulation to Sergeant Evan Kaesmann (not pictured), Officer Eurico Dias, Officer Anthony J. Falbo, and Officer Felix Gonzalez who were recognized by MADD at this year's 36th Annual Law Enforcement Recognition Ceremony held on September 30th, for their dedication in the fight against drunk driving.

Retirements/Resignations

Transfers/Reassignments/Promotions/New Hires



Congratulations and welcome to Officers Michael Schaal, Austin Kasbarian and Jason Mezzancello who were each sworn in as Fairfield's newest police officers on September 7th. Fairfield First Selectwomen Brenda Kupchick administered the oath of office.

(Pictured L-R: Officers Michael Schaal, Austin Kasbarian and Jason Mezzancello)

Officer Schaal comes to Fairfield after previously serving the NYPD. Officer Kasbarian previously served the Dekalb County (GA) Police Department. They will each complete several weeks of Connecticut specific training before beginning a field training and evaluation program with experienced Fairfield officers.

Officer Mezzancello is an entry level officer who will be attending the Connecticut Police Academy later this month. Upon completion of the academy, he will return to Fairfield and enter the field training and evaluation program.

Special Services Bureau

<i>Traffic Safety Unit</i>	Jan	Feb	Mar	Apr	May	Jun	Jul	Aug	Sep	Oct	Nov	Dec
<i>Traffic Stops</i>	371	390	405	362	108	89	180	150	118			
<i>Infractions Issued</i>	239	256	250	254	73	54	101	90	58			
<i>Misdemeanor Summons</i>	4	9	0	7	2	0	3	3	0			
<i>Accidents Investigated</i>	34	28	28	28	32	27	16	14	21			
<i>Child Seat Installations</i>	12	9	10	9	10	12	10	4	68			
<i>DUI Arrests</i>	4	1	2	2	2	1	0	3	0			

<i>Traffic Crash Unit</i>	Jan	Feb	Mar	Apr	May	Jun	Jul	Aug	Sep	Oct	Nov	Dec
<i>Accidents Investigated</i>	67	54	76	80	66	59	83	58	71			
<i>Accidents with Injuries</i>	5	10	6	9	9	8	9	10	3			
<i>Search Warrants</i>	0	5	2	0	1	2	0	5	1			
<i>Arrest Warrants</i>	0	4	3	2	0	2	1	1	0			
<i>Misdemeanor Summons</i>	6	1	6	7	1	1	3	1	2			
<i>Infractions Issued</i>	23	26	30	46	16	26	26	16	15			
<i>Fatalities</i>	1	1	3	2	2	*1	0	1	0			

*Assist Bridgeport PD - Download from two vehicles

*Assist Westport PD - FARO diagramming and download vehicle from MVA with serious injuries

<i>Animal Control</i>	Jan	Feb	Mar	Apr	May	Jun	Jul	Aug	Sep	Oct	Nov	Dec
<i>Complaints</i>	65	56	66	75	94	88	88	65	73			
<i>Wildlife Complaints</i>	22	22	24	27	43	37	39	31	39			
<i>Animals Tested for Rabies</i>	1	1	1	1	0	0	2	4	0			
<i>Animals Positive / Rabies</i>	0	0	0	0	0	0	0	0	0			
<i>Animal Bites</i>	2	0	4	1	4	4	3	2	1			
<i>Written Warnings</i>	2	3	6	8	7	5	6	4	4			
<i>Infractions</i>	0	4	1	2	2	1	2	1	1			
<i>Misdemeanors</i>	0	0	1	0	0	0	0	1	0			

Animals impounded: 5 total3 dogs, 2 cats

Beach/Open Space: new dogs must be leashed signs to be ordered and installed at S. Benson Marina and Ash Creek.

Traffic Enforcement Targeted Area

- Bronson Rd
- Jackman Ave
- Villa Ave
- Melville Ave
- Burr St
- Edgewood Rd
- Black Rock Tnpk
- Pansy Rd
- Mill Plain/Sconset
- Redding Rd
- Brookside Dr
- Toilsome Hill Rd
- N Pine Creek/Henderson Rd
- Lloyd Dr/Lloyd Pl

<i>Marine Unit</i>	April	May	JUN	JUL	AUG	SEPT	OCT
<i>complaints</i>	NA	20	36	30	37	27	
<i>Boats Towed</i>	NA	4	4	3	4	3	
<i>Written Warnings</i>	NA	0	0	0	0	0	
<i>Arrests</i>	NA	0	0	0	0	0	
<i>Safety Inspections</i>	NA	1	2	9	0	0	
<i>Total Calls For Service</i>	NA	20	36	30	37	27	
<i>Hours Underway</i>	NA	50	120	204	220	210	
<i>Community Events</i>	NA	2	4	1	3	1	
<i>Location Checks</i>	NA	3	10	40	51	22	
<i>Fatalities</i>	NA	0	0	0	0	0	

Administrative Services Bureau

Training

- Police Motorcycle Operations
- John Bailey seminar
- Taser New User and Instructor
- ESU September Training
- Dive Team September Training
- CIT Peer to Peer

Emergency Communication Center \ Noteworthy Work

Emergency Communications Center Call Statistics

	Jan	Feb	Mar	Apr	May	June	July	Aug	Sep	Oct	Nov	Dec
<i>Total Incoming Calls</i>	8,163	6,937	8,293	7,751	8,723	9,020	8782	8771	8970			
<i>Total 911 Calls</i>	1772	1,578	1,779	1,722	1,814	1,856	1841	1811	1913			
<i>Total Outgoing Calls</i>	2,345	1,886	2,243	2,175	2,307	2,509	2228	2332	2423			
<i>Total CSFs Processed</i>	4,044	3,910	4,344	3,552	3,813	3,529	3885	3872	4170			
<i>% 911 Calls Under 10 Sec</i>	95.26	96.08%	94.75%	95.12%	95.53	95.33	94.19	96.8	96.08			

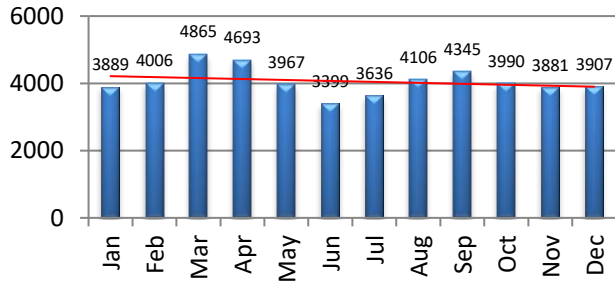
Section 3: Statistical Activity Summary

TOTAL CALLS FOR SERVICE

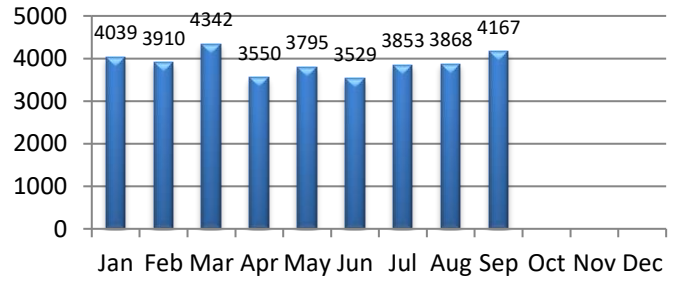
Calls for Service	Jan	Feb	Mar	Apr	May	Jun	Jul	Aug	Sep	Oct	Nov	Dec	YTD
2021	3889	4006	4865	4693	3967	3399	3636	4106	4345	3990	3881	3907	48,684
2022	4039	3910	4342	3550	3795	3529	3853	3868	4167				35,053

Note: Includes miscellaneous calls that may not be listed under the call analysis section

Calls For Service - 2021



Calls for Service - 2022

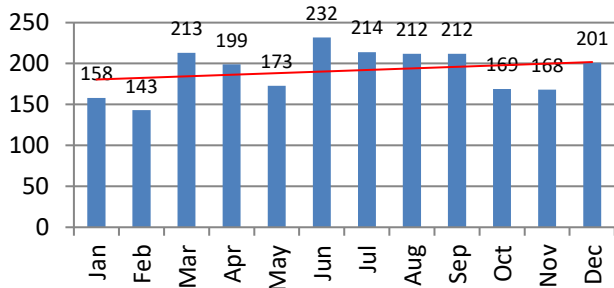


ALARM RESPONSE SUMMARY

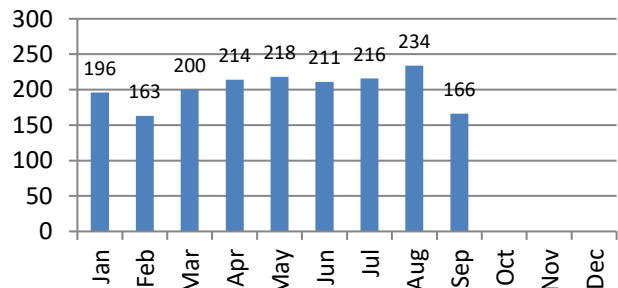
Total Alarms	Jan	Feb	Mar	Apr	May	Jun	Jul	Aug	Sep	Oct	Nov	Dec	YTD
2021	158	143	213	199	173	232	214	212	212	169	168	201	2,294
2022	196	163	200	214	218	211	216	234	166				1,818

False Alarms	Jan	Feb	Mar	Apr	May	Jun	Jul	Aug	Sep	Oct	Nov	Dec	YTD
2021	158	143	211	199	173	231	214	212	212	169	168	201	2,291
2022	196	163	200	214	218	211	216	208	136				1,762

Alarms - 2021



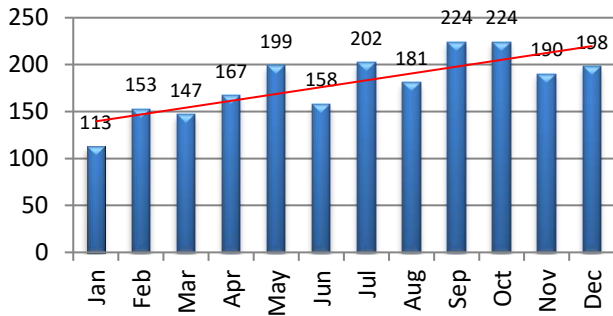
Alarms - 2022



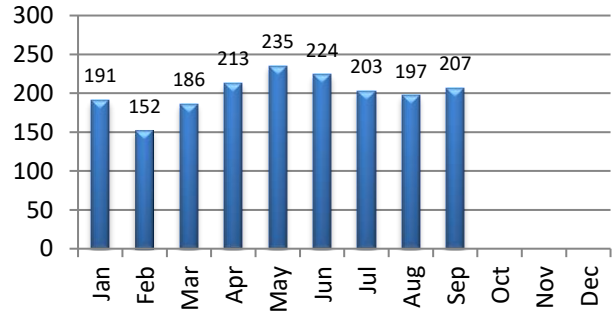
MOTOR VEHICLE ACTIVITY

MV Accidents	Jan	Feb	Mar	Apr	May	Jun	Jul	Aug	Sep	Oct	Nov	Dec	YTD
2021	113	153	147	167	199	158	202	181	224	224	190	198	2,156
2022	191	152	186	213	235	224	203	197	207				1,808

Motor Vehicle Accidents - 2021



Motor Vehicle Accidents - 2022



MV Enforcement	Jan	Feb	Mar	Apr	May	Jun	Jul	Aug	Sep	Oct	Nov	Dec	YTD
Warning-2021	458	374	560	396	249	177	183	319	212	179	279	217	3,603
2022	211	225	279	123	136	114	155	184	209				1,636

Infractions-2021	71	134	270	520	155	95	246	367	171	267	223	150	2,669
2022	239	258	258	225	87	55	109	119	85				1,435

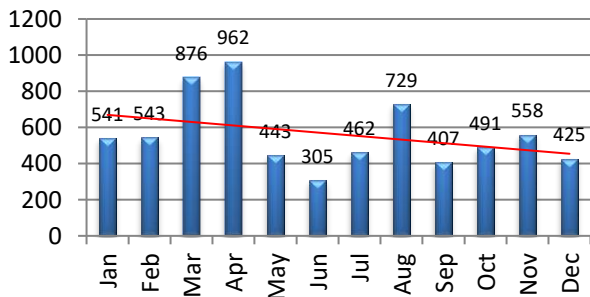
Misdemeanor-2021	8	24	38	34	31	28	25	36	17	35	42	41	359
2022	40	35	23	22	10	12	15	28	45				230

Custodial - 2021	3	3	8	5	8	5	4	2	2	3	8	10	61
2022	6	6	8	6	9	5	2	5	12				59

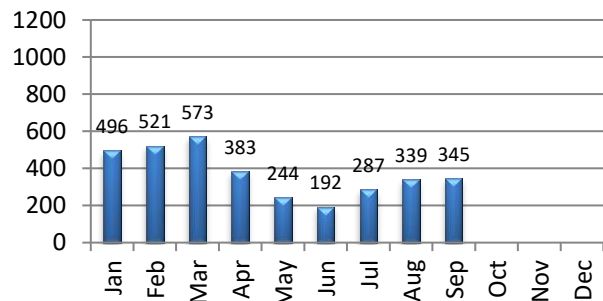
DUI Arrests - 2021	2	6	9	14	10	2	6	5	5	3	2	8	72
2022	5	1	10	3	7	4	7	6	2				45

MV Contacts - 2021	541	543	876	962	443	305	462	729	407	491	558	425	6,742
2022	496	521	573	383	244	192	287	339	345				3,380

MV Contacts - 2021



MV Contacts - 2022



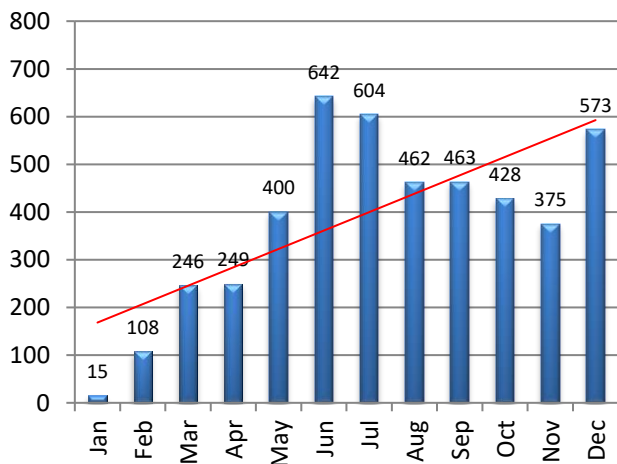
MV Enforcement: Type	Jan	Feb	Mar	Apr	May	Jun	Jul	Aug	Sep	Oct	Nov	Dec	YTD
Speeding Violations	193	209	207	70	49	48	84	85	50				995
Seatbelt Violations	0	0	0	0	0	0	1	0	0				1
Registration Violations	51	41	32	29	13	12	20	43	42				283
License Violations	19	18	15	19	14	14	8	22	20				149
Distracted Driving	9	6	3	140	13	1	2	6	4				184
Suspended Licence	12	9	11	8	9	7	3	12	16				87
Stop Sign Violations	111	128	135	50	103	56	98	25	17				723
Traffic Light Violation	15	20	26	19	9	19	17	5	8				138

The above incidents are a overview of common violations. These statistics are not the only motor vehicle enforcement actions taken. The above show top 6 violations for the month.

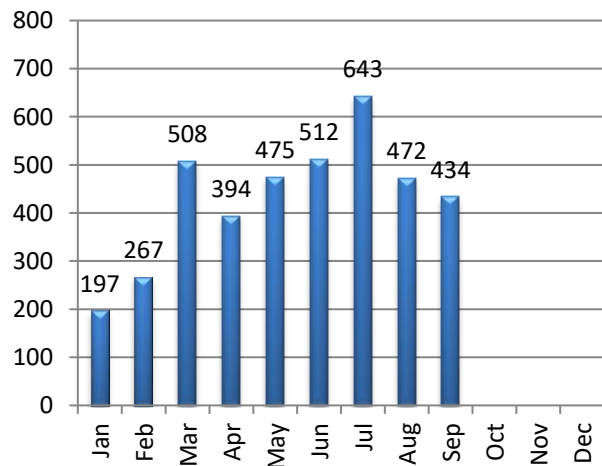
PARKING TICKET SUMMARY

Total Issued	Jan	Feb	Mar	Apr	May	Jun	Jul	Aug	Sep	Oct	Nov	Dec	YTD
2021	15	108	246	249	400	642	604	462	463	428	375	573	4565
2022	197	267	508	394	475	512	643	472	434				3902

Parking Tags Issued 2021



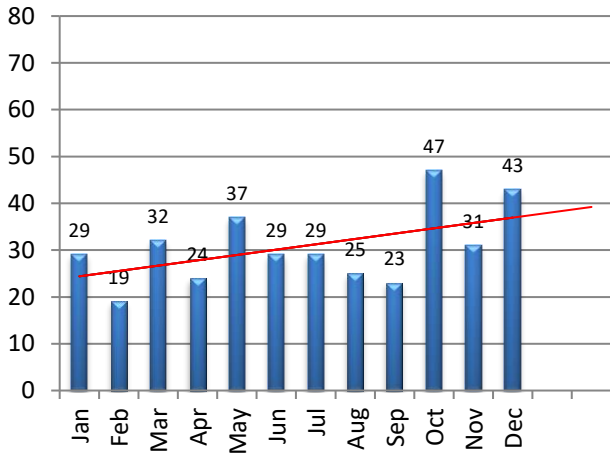
Parking Tags Issued - 2022



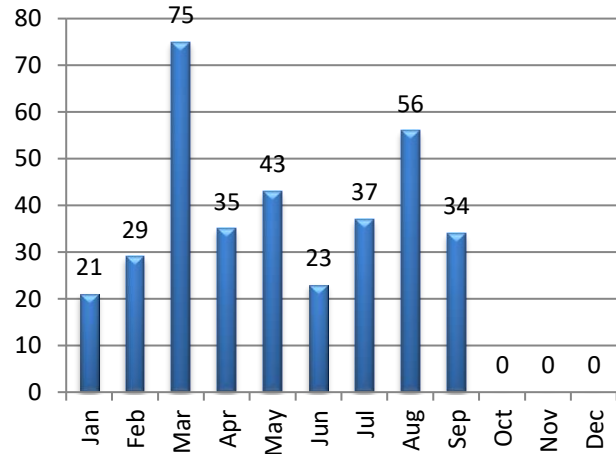
CRIMINAL ARREST SUMMARY

Criminal Arrests by Month	Jan	Feb	Mar	Apr	May	Jun	Jul	Aug	Sep	Oct	Nov	Dec	YTD
Larceny - 2021	18	14	24	20	17	18	20	17	16	26	15	29	234
2022	16	21	43	20	34	19	24	25	25				227
Vandalism - 2021	4	1	1	2	4	5	5	0	2	3	1	4	32
2022	0	2	5	3	4	0	3	8	1				26
MV Theft / Attempt - 2021	0	1	0	0	2	0	0	0	0	4	1	2	10
2022	0	0	0	0	0	0	0	8	4				12
Burglary / Attempt - 2021	2	2	3	1	6	4	3	2	1	8	0	3	35
2022	1	3	18	7	3	0	2	9	0				43
Assault - 2021	5	1	4	1	8	2	1	5	4	6	9	2	48
2022	4	3	8	4	2	4	7	6	4				42
Robbery - 2021	0	0	0	0	0	0	0	1	0	0	5	3	9
2022	0	0	1	1	0	0	1	0	0				3
2021	29	19	32	24	37	29	29	25	23	47	31	43	368
2022	21	29	75	35	43	23	37	56	34	0	0	0	353

Total Criminal Arrests - 2021



Total Criminal Arrests - 2022



Domestic Violence Arrests	Jan	Feb	Mar	Apr	May	Jun	Jul	Aug	Sep	Oct	Nov	Dec	YTD
2022	5	11	8	6	3	7	10	3	6				59

Parking Report

September 2022 FPD



Prepared 10/03/2022 by Suzanne Kuroghlian, Parking Account Clerk/Administrator

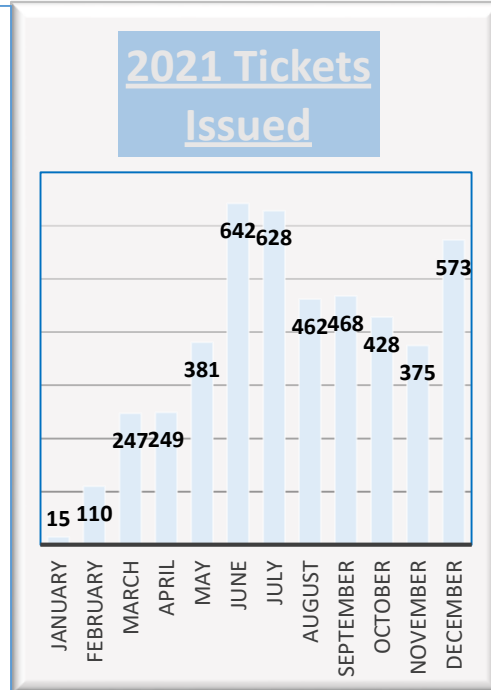
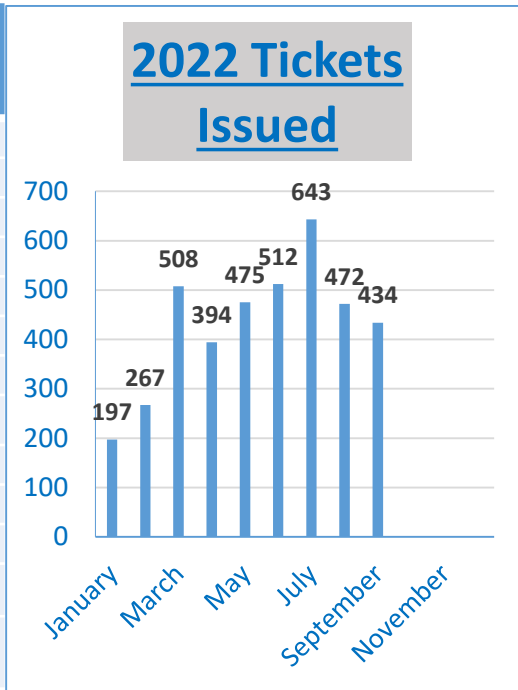
Findings

09/01/2022 – 09/30/2022

- **434** Parking Citations Issued
- **\$19,793.30** Funds Collected

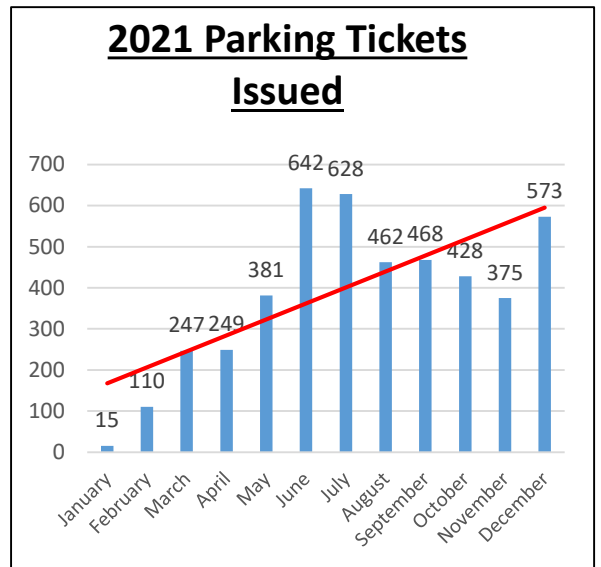
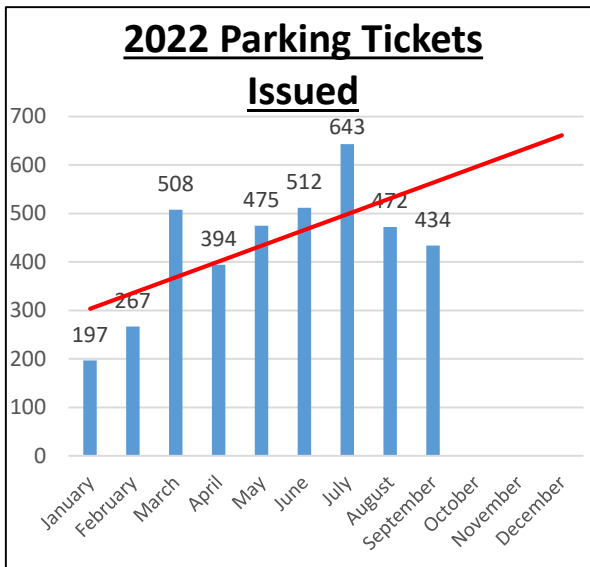
September 2022 Parking Ticket Report

<u>TICKETS ISSUED</u>	<u># Issued 2022</u>	<u># Issued 2021</u>
January	197	15
February	251	110
March	508	247
April	394	249
May	475	381
June	512	642
July	643	628
August	472	462
September	434	468
October		428
November		375
<u>December</u>		573
TOTAL	3,886	4,578



PARKING TICKET SUMMARY

Total Issued	Jan	Feb	Mar	Apr	May	Jun	Jul	Aug	Sep	Oct	Nov	Dec
2021	15	110	247	249	381	642	628	462	468	428	375	573
2022	197	267	508	394	475	512	643	472	434			



2022 Parking Financials

<u>FINANCIALS</u>	<u>Funds Collected (Paid)</u>
January	\$7,671.28
February	\$6,663.19
March	\$12,973.91
April	\$14,466.57
May	\$15,596.37
June	\$20,072.50
July	\$24,758.20
August	\$21,731.50
September	\$19,793.30
October	
November	
<u>December</u>	
TOTAL	\$143,726.82

Monthly Statistics

09/01/2022 00:00 Thru 09/30/2022 23:59

Call Description	Current Month	Previous Month	Year To Date	Same Month 2021	Prior Month 2021	Year To Date 2021
	September 2022	August 2022	1/1 - 09/30/2022	September 2021	August 2021	1/1 - 09/30/2021
911 HANG UP	10	3	77	15	14	120
ABANDONED MOTOR VEHICLE	4	12	73	8	10	56
ALARM	0	2	2	0	0	1
ALARM EXCUSED	0	1	1	0	0	2
ALARM FALSE	136	208	1762	212	212	1753
ANIMAL COMPLAINT	86	80	680	100	107	748
ANIMAL RESCUE	0	1	5	0	0	6
ANY SITUATION	14	12	101	33	10	107
ASSAULT	4	6	32	5	6	27
ASSAULT IN PROGRESS	0	0	0	0	0	1
ASSISTANCE	237	176	1640	251	189	1595
AUTOMATIC ALARM COMMERCIAL	59	55	384	53	38	313
AUTOMATIC ALARM RESIDENTIAL	40	41	351	38	46	313
BANK ESCORT	16	9	162	18	19	175
BOAT FIRE (AT SEA)	0	0	1	0	0	1
BREACH OF PEACE	45	37	447	67	61	481
BRUSH FIRE	5	2	21	2	1	16
BURGLARY	2	0	2	1	1	2
BURGLARY - RESIDENCE	1	1	15	4	4	25
BURGLARY - COMMERCIAL	1	7	22	3	3	22
BURGLARY - GARAGE	0	0	11	0	1	5
BURGLARY - SCHOOL	1	0	2	0	0	0
BURGLARY ATTEMPT	0	0	0	0	0	2
BURGLARY ATTEMPT - RESIDEN	0	0	3	1	1	7
BURGLARY ATTEMPT - COMMERC	0	0	1	0	0	3
BURGLARY IN PROGRESS	0	0	0	0	0	0
BURNING COMPLAINT	1	4	21	2	0	22
BUS FIRE	0	0	1	0	0	0
BUSINESS/LOCATION CHECK	1407	1280	11475	1116	999	9452
CANCEL 911 HANG-UP	1	1	5	0	0	1
CANCELLED ALARM	30	20	324	43	47	363
CAR FIRE	0	2	16	1	6	22
CO ALARM (CODE 2)	10	9	83	13	7	66
CO ALARM WITH MEDICAL CONDI	0	0	5	0	0	1
COMMUNITY EVENT	38	35	317	34	20	153
DEAD ANIMAL ON ROADWAY	1	6	18	1	3	18
DEAD ON ARRIVAL	3	0	17	5	3	23
DOOR UNLOCKED	2	4	24	0	1	15
DROWNING	0	0	0	1	0	1
DUMPSTER FIRE	0	0	3	1	0	2
ELEVATOR RESCUE	5	4	20	2	3	17
EMERGENCY MEDICAL CALL	356	329	2983	283	217	2057
EMERGENCY MEDICAL CALL (CO	109	112	910	108	95	842
EMS	9	10	112	6	9	52
FIRE	0	1	4	1	0	3
FIRE-OUT REPORT	0	0	3	0	0	3
FIREWORKS COMPLAINT	5	6	38	2	6	88
FLOODING CONDITION	2	8	25	46	1	60
FOLLOW UP INVESTIGATION	0	1	6	0	0	0
FUNERAL ESCORT	9	10	117	20	14	108
GPS ALERT	0	5	27	10	4	30
HARASSMENT	11	20	163	23	11	153
HAZARDOUS MATERIAL	0	0	1	0	0	0
HOMICIDE	0	0	1	0	0	0
HOUSEHOLD APPLIANCE	2	1	11	1	0	11
INFORMATION	11	12	57	15	4	2484
INSIDE LEAK (GAS)	12	3	58	9	6	41
INSIDE LEAK (OTHER)	0	0	2	0	0	3
INSIDE ODOR, MISCELLANEOUS	3	1	18	3	2	23
INTOXICATED SUBJECT	6	2	21	4	4	36
INVESTIGATION	229	205	1681	206	203	1566
INVESTIGATION- SENIOR CITIZ	0	1	8	0	0	5
INVESTIGATION-ARREST	5	1	24	1	3	23
INVESTIGATION-BAD CHECK	0	1	3	1	1	3
INVESTIGATION-COUNTERFEIT	0	1	8	1	0	4
INVESTIGATION-CREDIT CARD F	1	0	8	3	0	10
INVESTIGATION-FINANCIAL CRI	2	4	30	0	1	12
INVESTIGATION-FORGERY	0	0	10	2	0	10

Monthly Statistics

09/01/2022 00:00 Thru 09/30/2022 23:59

Call Description	Current Month	Previous Month	Year To Date	Same Month 2021	Prior Month 2021	Year To Date 2021
	September 2022	August 2022	1/1 - 09/30/2022	September 2021	August 2021	1/1 - 09/30/2021
INVESTIGATION-INTERNET CRIM	0	0	12	2	1	16
INVESTIGATION-WARRANT ARRE	16	9	86	4	6	53
LARCENY IN PROGRESS	0	0	2	0	0	0
LARCENY/THEFT	20	30	180	18	11	147
LARCENY-EMPLOYEE THEFT	1	0	3	0	0	2
LARCENY-IDENTITY THEFT	0	1	27	5	6	57
LOCATION CHECK - COVID19	0	0	0	0	0	3
M.V. ACCIDENT	185	162	1540	203	162	1354
M.V. ACCIDENT WITH INJURIES	0	0	0	0	0	1
MEDICAL ALARM	0	1	18	1	0	19
MENTAL PATIENT	7	3	59	4	2	43
MISSING PERSON	3	3	34	4	1	36
MUTUAL AID - FIRE	1	2	28	1	0	12
NARCOTIC VIOLATION IN PROGR	0	0	0	0	0	1
NARCOTICS VIOLATION	3	0	12	2	3	23
No Police Actual Call Type	64	42	617	315	247	1811
NOISE COMPLAINT	53	25	301	44	42	371
OTHER RESCUE	0	0	1	0	0	1
OUTDOOR MISCELLANEOUS FIRE	3	1	28	0	1	23
OUTSIDE LEAK (PROPANE)	1	2	8	2	2	6
OUTSIDE LEAK / SPILL	4	10	54	1	5	36
PACOS ASSIGNMENT	55	33	396	51	93	477
PARKING VIOLATION	98	60	436	83	32	400
PISTOL PERMIT APPLICATION	21	20	192	28	31	278
PUBLIC SERVICE CALL	51	47	428	48	44	371
RECKLESS DRIVER	29	21	258	30	29	295
RECOVERED PROPERTY	14	24	147	23	22	150
RESIDENTIAL LOCK IN	2	0	7	0	0	3
RESIDENTIAL LOCK OUT	4	6	25	2	4	23
ROAD HAZARD	43	22	258	41	25	281
ROBBERY	1	0	8	1	1	5
SEX VIOLATION	1	2	11	2	3	14
SHOPLIFTER	17	29	255	23	28	204
STOLEN VEHICLE	4	8	65	15	11	79
STOLEN VEHICLE ATTEMPT	0	0	3	0	0	1
STOLEN VEHICLE IN PROGRESS	0	0	0	0	1	1
STRUCTURE FIRE	8	17	69	3	4	59
SUICIDE	0	1	6	0	0	5
SUICIDE ATTEMPT	3	3	12	0	1	8
SUICIDE THREAT	8	9	62	7	2	33
SUSPICIOUS PERSON	30	31	220	52	36	274
SUSPICIOUS VEHICLE	13	17	156	16	17	147
TEST	1	5	99	6	7	33
THEFT FROM MOTOR VEHICLE	18	40	300	44	22	290
TRAFFIC CONTROL MALFUNCTION	7	6	53	9	10	41
TRAFFIC STOP	10	9	66	5	7	163
TRAFFIC STOP - ARREST	129	146	1697	188	401	2271
TRAFFIC STOP - NO ACTION	11	3	38	3	3	33
TRAFFIC STOP - VERBAL	200	177	1554	206	299	2738
TRAFFIC STOP - WRITTEN WARN	5	4	30	2	14	48
TRESPASSER	17	11	104	10	9	89
TRUCK FIRE	0	0	3	1	0	5
UNKNOWN TROUBLE	1	0	4	1	0	4
VANDALISM IN PROGRESS	0	0	1	0	0	0
VANDALISM MISCELLANEOUS	3	3	44	7	14	47
VANDALISM TO STRUCTURE	2	3	32	2	9	36
VANDALISM TO VEHICLE	2	2	37	3	3	28
VEHICLE ACCIDENT WITH INJUR	22	35	273	21	20	192
VEHICLE LOCK IN	3	1	11	1	1	7
VEHICLE LOCK OUT	28	23	195	17	16	165
VESSEL INSPECTION	0	0	1	0	0	13
WATER RESCUE	0	1	4	4	1	9
WIRES DOWN	13	7	67	9	6	51
Report Totals:	4166	3869	35090	4345	4108	36950